

Supplemental tables and figures

Supplemental Table S1. Averages of the measured schools.

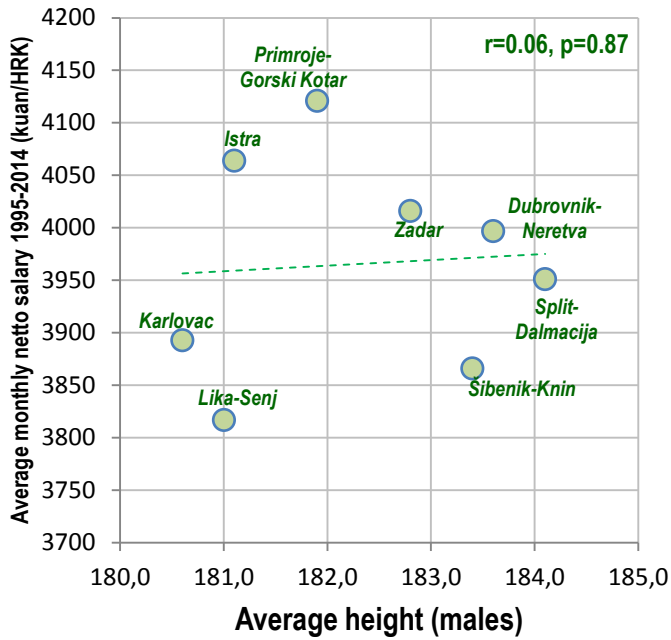
County (<i>županija</i>) TOWN, school	Males				Females			
	n	Age in years (SD)	Height (cm)		n	Age in years (SD)	Height (cm)	
			Average (SD)	Range			Average (SD)	Range
Split-Dalmacija	449	18.2±0.4	184.0±6.9	165.0-204.5	155	18.5±0.5	169.0±5.8	151.5-186.0
IMOTSKI, Gimnazija & Ekonomska ¹	24	18.5±0.3	185.7±6.8	171.2-201.8	24	18.7±0.3	170.5±6.2	151.5-179.6
SPLIT, Graditeljsko-geodetska tehnička	34	18.4±0.5	185.5±5.8	174.4-200.4				
SINJ, Tehnička i industrijska	63	18.4±0.3	185.1±7.4	165.0-204.5	8	18.1±0.2	167.0±4.8	158.2-174.0
MAKARSKA, Srednja strukovna	18	18.2±0.5	184.8±6.1	174.2-200.7	23	18.3±0.6	169.4±5.1	162.4-181.5
TROGIR, SŠ Ivana Lučića	29	18.1±0.3	184.4±6.1	168.6-196.6				
MAKARSKA, Srednja škola	28	18.6±0.3	184.4±7.0	169.0-200.6				
IMOTSKI, Tehnička	21	18.6±0.4	184.2±7.9	165.8-204.5				
SPLIT, Ekonomsko-birotehnička	61	18.3±0.5	184.2±7.6	166.3-202.4				
SPLIT, Prva gimnazija	41	18.1±0.3	184.0±7.2	168.5-203.8				
SPLIT, Zdravstvena	10	18.8±0.5	183.5±4.9	175.1-183.5	41	18.7±0.6	169.4±5.8	155.0-180.7
SINJ, Strukovna bana J. Jelačića	22	18.3±0.4	183.1±6.1	173.9-196.0	49	18.4±0.3	168.0±6.1	158.6-186.0
IMOTSKI, Obrtničko-industrijska	16	17.9±0.2	182.6±4.4	172.8-190.5	6	17.6±0.2	167.1±2.9	163.5-171.3
SPLIT, Tehnička škola za strojarstvo	14	17.9±0.3	182.4±6.3	171.9-192.7				
SPLIT, Pomorska	40	17.9±0.2	182.1±6.7	167.0-192.5				
SPLIT, Škola za dizajn, grafiku	19	17.9±0.4	182.0±7.3	168.8-196.5				
SPLIT, Likovnih umjetnosti	9	18.3±0.4	181.1±5.5	168.3-187.0				
Dubrovnik-Neretva	242	18.4±0.4	183.7±6.7	166.6-201.8	39	18.4±0.2	169.1±7.1	156.2-188.0
METKOVIĆ, Gimnazija	29	18.1±0.3	185.2±7.7	169.9-197.7	39	18.4±0.2	169.1±7.1	156.2-188.0
DUBROVNIK, Pomorsko-tehnička	88	18.6±0.4	184.3±6.5	170.0-201.8				
METKOVIĆ, Srednja škola	30	18.0±0.2	183.7±5.8	172.4-196.8				
DUBROVNIK, Turistička i ugostiteljska	21	18.5±0.3	183.3±5.0	175.0-193.9				
DUBROVNIK, Ekonomska i trgovačka	16	18.7±0.5	183.2±7.2	172.5-198.1				
DUBROVNIK, Gimnazija	47	18.6±0.3	182.4±6.9	166.6-197.8				
PLOČE, SŠ fra Andrije Kačića Miošića	11	18.0±0.3	181.7±7.2	175.1-196.2				
Šibenik-Knin	209	18.5±0.4	183.4±6.6	163.5-205.5	74	18.9±0.6	167.9±5.1	156.0-179.2
KNIN, Srednja škola Lovre Montija	14	18.6±0.4	185.0±5.9	176.8-195.7				
DRNIŠ, SŠ I. Mestrovića	42	18.4±0.3	184.4±7.2	167.2-203.4				
ŠIBENIK, Ekonomska	30	18.3±0.4	184.4±5.2	175.0-195.6				
ŠIBENIK, Gimnazija A. Vrančića	26	18.4±0.3	184.1±5.7	167.1-193.5				
ŠIBENIK, Prometno-tehnička	34	18.5±0.4	184.0±7.7	169.8-205.5				
ŠIBENIK, Turističko-ugostiteljska	19	18.4±0.4	182.5±5.9	172.0-192.5	23	18.3±0.3	167.9±5.3	158.5-179.2
ŠIBENIK, Medicinska	13	19.3±0.4	182.0±5.5	171.5-189.0	43	19.2±0.4	167.7±5.2	156.0-178.9
KNIN, Sr. struk. škola Kralja Zvonimira	25	18.5±0.3	181.6±5.8	169.0-195.4				
ŠIBENIK, Srednja strukovna	1	18.2	178.6		8	19.0±0.7	168.8±4.0	161.8-174.3
ŠIBENIK, Industrijsko-obrtnička	5	18.4±0.2	175.7±7.3	163.5-184.4				
Zadar	251	18.4±0.4	182.7±6.1	167.1-200.7	19	18.3±0.5	168.1±6.8	151.4-183.0
ZADAR, Gimnazija J. Barakovića	39	18.4±0.3	184.6±5.6	173.8-195.0				
BENKOVAC, Sr. škola kneza Branimira	30	18.5±0.3	184.0±7.1	167.1-200.7				
ZADAR, Pomorska	57	18.5±0.5	182.5±5.1	170.9-190.9				
ZADAR, Strukovna V. Vlatkovića	50	18.5±0.4	182.4±6.3	168.6-197.0				
ZADAR, Tehnička	62	18.4±0.3	182.0±6.1	171.5-198.0				
GRAČAC, Srednja škola	13	18.0±0.6	178.8±5.9	172.0-192.0	19	18.3±0.5	168.1±6.8	151.4-183.0

¹ Gimnazija and Ekonomska škola Imotski are located in the same building and their results are merged together.

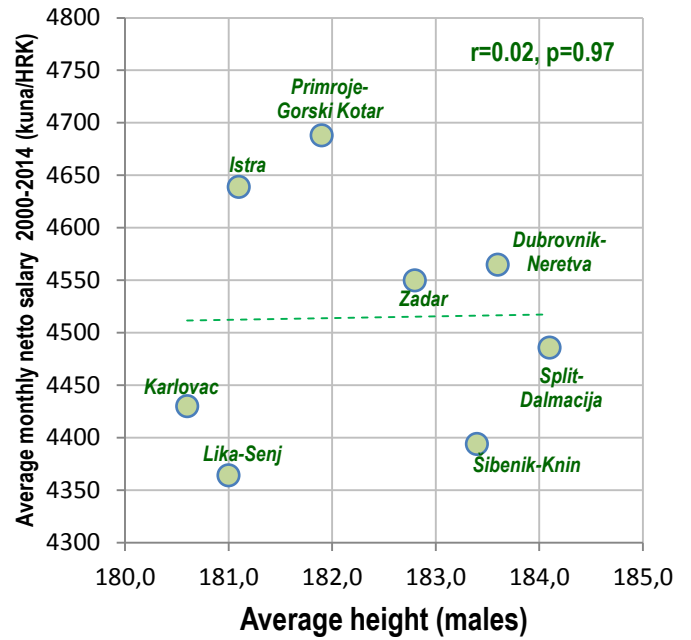
County (županija) TOWN, school	Males				Females			
	n	Age in years (SD)	Height (cm)		n	Age in years (SD)	Height (cm)	
			Average (SD)	Range			Average (SD)	Range
Primorje-Gorski Kotar	243	18.7±0.4	181.9±6.7	163.0-199.3				
RIJEKA, Prometna	19	18.8±0.5	183.5±7.5	172.7-198.4				
RIJEKA, Prva riječka hrvat. gimnazija	60	18.7±0.5	183.3±6.6	166.6-199.3				
RIJEKA, Građevinska tehnička	35	18.8±0.6	182.0±6.9	166.9-194.4				
RIJEKA, Prva sušacka hrvat. gimnazija	27	18.6±0.3	181.5±6.6	169.3-193.3				
RIJEKA, Prirodoslovna i grafička	43	18.7±0.4	181.4±6.4	167.8-198.0				
BAKAR, Pomorska	59	18.7±0.4	180.4±6.3	163.0-191.5				
Lika-Senj	82	18.5±0.4	181.2±7.0	165.5-196.7	49	18.5±0.4	167.6±5.8	152.3-180.2
KORENICA, Sr. škola Plitvička jezera	11	18.5±0.4	183.5±4.4	174.5-191.0	16	18.6±0.3	167.9±6.3	153.6-180.2
SENJ, Srednja škola P. Rittera	15	18.6±0.3	183.0±5.2	172.2-191.4				
OTOČAC, Srednja škola	19	18.6±0.5	181.3±8.0	166.5-196.7	22	18.5±0.4	167.0±5.4	152.3-177.1
GOSPIĆ, Strukovna	37	18.5±0.3	179.7±7.3	165.5-192.9	11	18.5±0.3	168.4±5.9	160.0-179.0
Istra	139	18.6±0.4	181.1±6.6	166.4-203.5	225	18.5±0.5	166.7±6.7	148.2-182.6
PULA, Tehnička	13	18.4±0.3	183.0±4.9	171.7-190.5	5	18.5±0.3	158.8±3.1	152.9-162.2
PULA, Primijenjenih umjetnosti, dizajna	4	18.4	182.9	175.0-187.8	21	18.0±0.7	164.1±4.5	152.8-171.2
PULA, Ekonomska	22	18.5±0.3	182.3±7.1	171.4-194.5	53	18.5±0.4	167.2±6.5	151.6-181.0
PULA, Priv. gimnazija "Juraj Dobrila"	3	18.5	182.0	175.1-194.3				
PULA, Strukovna	2	19.7	181.4	179.2-183.5	24	18.7±0.5	168.8±8.1	148.2-178.9
PULA, Medicinska	18	18.9±0.4	180.6±4.7	166.4-187.7	30	19.0±0.7	167.0±6.9	150.3-182.6
PULA, Gimnazija	67	18.5±0.3	180.5±6.9	167.8-203.5	92	18.5±0.3	166.8±6.3	153.3-182.4
PULA, Talijanska srednja	10	18.4±0.3	180.1±7.2	167.9-190.4				
Karlovac	212	18.6±0.5	180.4±6.2	162.0-195.3	231	18.6±0.4	166.6±6.0	151.2-181.3
KARLOVAC, Prirodoslovna	8	18.3±0.3	185.3±6.6	175.0-195.3	27	18.6±0.4	167.3±5.3	157.8-176.0
KARLOVAC, Ekonomsko-turistička	23	18.6±0.3	181.7±7.0	162.6-193.2	64	18.6±0.4	165.3±6.0	155.0-180.9
KARLOVAC, Trgovačko-ugostiteljska	4	18.9	181.5	176.6-186.7	16	18.8±0.6	167.3±7.2	155.0-181.3
KARLOVAC, Gimnazija	40	18.5±0.4	180.9±6.7	163.8-194.2	56	18.5±0.3	168.1±6.1	153.4-180.6
OGULIN, Obrtnička i tehnička	41	18.4±0.3	180.4±6.2	167.8-195.2				
KARLOVAC, Medicinska	27	18.9±0.5	180.1±4.8	172.2-190.6	38	18.5±0.4	164.7±5.0	151.2-173.3
KARLOVAC, Tehnička	42	18.8±0.5	179.8±5.7	168.6-190.5	1	18.6	166.9	
KARLOVAC, Šumarska i drvodjeljska	21	18.7±0.6	178.7±5.6	162.0-190.3	4	18.7	166.1	161.6-170.1
OGULIN, Gimnazija B. Frankopana	6	18.8±0.3	175.6±3.4	171.1-180.7	25	18.4±0.3	168.1±6.0	155.4-178.5
TOTAL	1827	18.5±0.5	182.7±6.7	162.0-205.5	792	18.6±0.5	167.4±6.2	148.2-188.0

Supplemental Table S2. Population size in the targeted counties and the average height in the whole area, corrected for population size in counties.

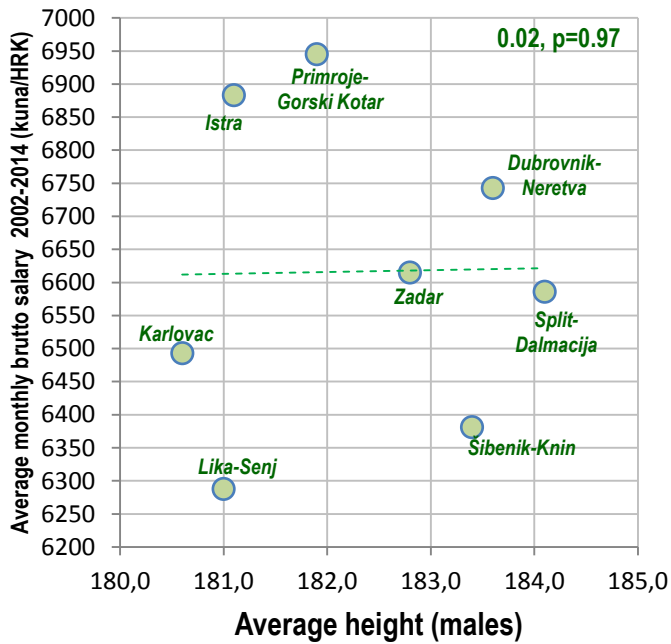
	Population	% of total	Average male height (cm)	Average female height (cm)
Istra	208,055	13.5	181.1	166.7
Karlovac	128,899	8.4	180.6	166.6
Primorje-Gorski Kotar	296,195	19.2	181.9	168.8
Lika-Senj	50,927	3.3	181.0	168.0
Zadar	170,017	11.0	182.8	167.5
Šibenik-Knin	109,375	7.1	183.4	167.9
Split-Dalmacija	454,798	29.5	184.1	168.9
Dubrovnik-Neretva	122,568	8.0	183.6	169.1
TOTAL	1,540,834	100.0	183.6	168.2



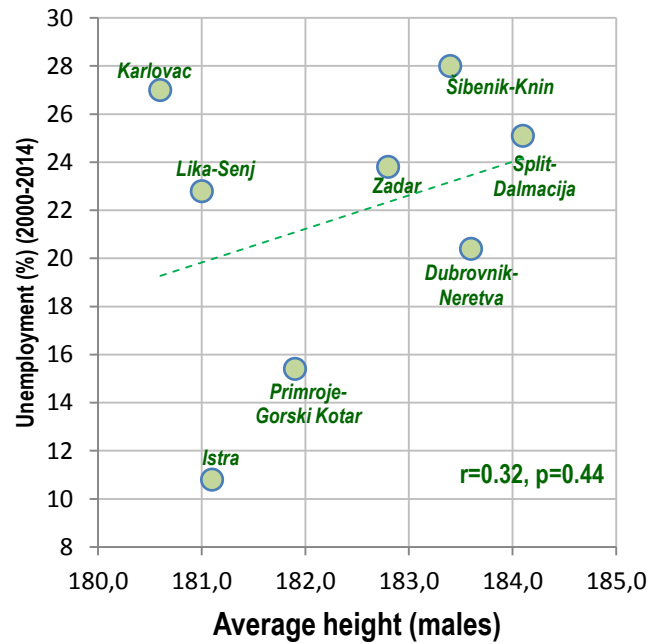
Supplemental Figure S1. Average male height in eight counties and average monthly netto salary between 1995-2014.



Supplemental Figure S2. Average male height in eight counties and average monthly netto salary between 2000-2014.



Supplemental Figure S3. Average male height in eight counties and average monthly brutto salary between 2002-2014.



Supplemental Figure S4. Average male height in eight counties and unemployment between 2000-2014.